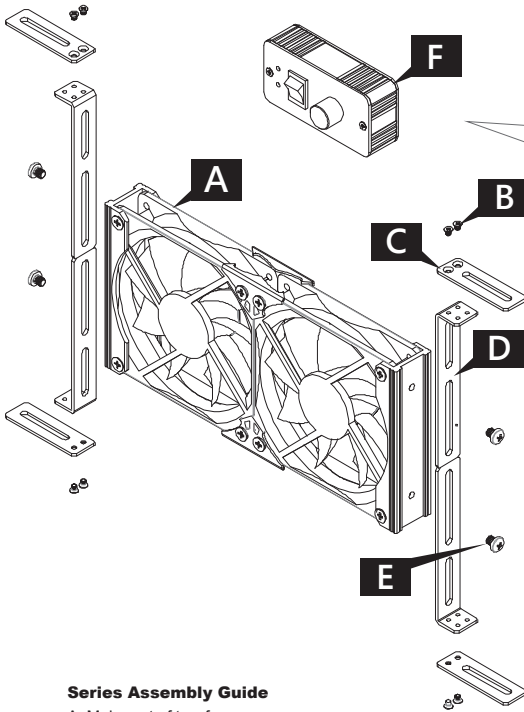


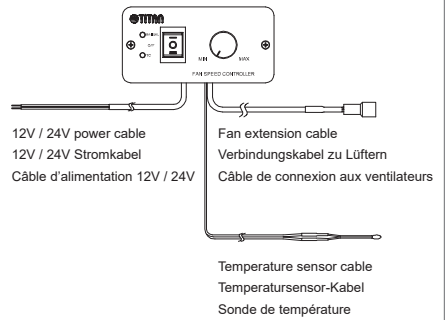
Multi-Purpose Rack Fan

Instructions for use

TTC-SC09



Fan Speed Controller Instruction
Anleitung für Geschwindigkeitskontrolle
Schéma de l'unité de contrôle



Series Assembly Guide

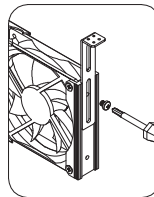
- A. Main part of two fans
- B. M3 screw x8
- C. Aluminum clip x4
- D. Aluminum rack x4
- E. M5 screw x4
- F. Fan speed controller x1

Montageanleitung

- A. Lüfterrahmen für Doppellüfter
- B. M3-Schrauben (8 Stk.)
- C. kurze Aluminium-Schiene (4 Stk.)
- D. lange Aluminium-Schiene (4 Stk.)
- E. M5-Schrauben (4 Stk.)
- F. Geschwindigkeitskontrolle (1 Stk.)

Schéma d'assemblage

- A. Ensemble de 2 ventilateurs (x 1)
- B. Vis M3 (x 8)
- C. Petite plaque en aluminium (x 4)
- D. Cadre de fixation en aluminium (x 4)
- E. Vis M5 (x 4)
- F. Unité de contrôle (x 1)



TYPE I
Beispiel I
MONTAGE I

TYPE II
Beispiel II
MONTAGE II

TYPE III
Beispiel III
MONTAGE III

